JIA CHUAN

SPECIFICATION FOR APPROVAL

产品规格承认书

13×18 mm Bare Miniature Dynamic Speaker

13×18 mm 裸单体微型动圈扬声器（双焊点引线接口）

Item / 项目	Information / 信息
Supplier / 供应商	常州市嘉传电子有限公司 Changzhou Jiachuan Electronics Co., Ltd.
Model / 型号	JC-SPK1318-PF01-8R1W
Product / 产品	13×18 mm bare speaker with two solder pads for lead wires 13×18 mm 裸单体扬声器，两个焊点，可焊接引线
Dimensions / 尺寸	13 × 18 × 4.5t mm
Impedance / 阻抗	8 Ω ±15%
Rated / Max. power / 额定/最大功率	1.0 W / 1.2 W
Document No. / 文件编号	JC-SPK1318-PF01-8R1W-SPEC-A0
Issue date / 发行日期	2026-11-01
Revision / 版本	A0
Customer / 客户	
Customer P/N / 客户料号	

Approval / 签核

Prepared / 制作	Checked / 审核	Approved / 批准	Company Seal / 公司盖章

Customer Confirmation / 客户承认

Customer approval / 客户承认	Name / 姓名	Date / 日期

受控规格文件。各项参数须结合本规格书所列测试条件理解。

1. Electrical & Acoustic Specifications / 电气与声学规格

No.	Item / 项目	Specification / 规格	Test condition / 测试条件
2.1	Dimensions / 外形尺寸	13×18×4.5t mm	Source specification
2.2	Rated impedance / 额定阻抗	8 Ω ±15%	2.0 kHz, 2.83 Vrms, in 1 cc box
2.3	Rated noise power / 额定输入功率	1.0 W	In 1 cc box
2.4	Maximum short-term power / 最大短时功率	1.2 W	In 1 cc box
2.5	Resonance frequency F ₀ / 最低共振频率	500 Hz ±20%	Free air
2.6	Resonance frequency F ₀ / 最低共振频率	950 Hz ±20%	In 1 cc box
2.7	Sound pressure level / 声压级	100 ±3 dB SPL	2.83 Vrms / 10 cm; average at 0.8, 1.0, 1.5, 2.0 kHz; in 1 cc box
2.8	Frequency range / 频率范围	F ₀ – 20 kHz	As stated in source
2.9	Total harmonic distortion / 总谐波失真	≤10%	At rated power, 2 kHz / 10 cm / 1 cc test fixture on baffle
2.10	Weight / 重量	2.8 g	Source specification
2.11	Operating temperature / 工作温度	− 20 °C to +70 °C	
2.12	Storage temperature / 储存温度	− 40 °C to +85 °C	

Test-cavity clarification / 测试声腔说明

The values marked “ in 1 cc box ” are measured with a 1 cc acoustic test cavity. This cavity is a measurement fixture only and is NOT included in the supplied product. This model is a bare speaker unit, not a BOX/enclosed speaker.
标注“ in 1 cc box ”的参数是在 1 cc 声学测试腔条件下测得。该测试腔仅为测量夹具，不包含在出货产品中。本型号为裸单体，不带 BOX 腔体。

2. Standard Test Conditions / 标准测试条件

Condition / 条件	Standard / 标准环境	Judgement / 判定环境
Temperature / 温度	15 – 35 °C	20 ±3 °C
Relative humidity / 相对湿度	45 – 85% RH	60 – 70% RH
Atmospheric pressure / 气压	860 – 1060 mbar	860 – 1060 mbar
Input voltage / 输入电压	2.83 Vrms	2.83 Vrms
Frequency sweep / 扫频范围	100 Hz – 20 kHz	R40 (1/12 octave)

3. Reliability & Environmental Tests / 可靠性与环境测试

No.	Test / 测试项目	Test condition / 测试条件	Duration / 时长
4.1	High temperature / 高温	+85 ±3 °C	96 h
4.2	Low temperature / 低温	− 40 ±3 °C	96 h
4.3	Humidity / 湿热	+40 ±3 °C; 90 – 95% RH	96 h; recovery 6 h
4.4	Thermal cycling / 温度循环	− 40 ±3 °C to +85 ±3 °C	1 h/cycle; 10 cycles
4.5	Vibration / 振动	10 – 55 – 10 Hz sine sweep; 15 min; 5G constant; X/Y/Z directions	2 h each direction; 6 h total
4.6	Drop test / 跌落	1.5 m; mounted in 100 g fixture	2 drops on each side (2×6) and each corner (2×4); 20 drops total
4.7	Load test / 负载	1.0 W; pink noise; PN 100 Hz – 10 kHz; crest factor 6 dB; 12 dB/oct	96 h

Source note: The original source also lists a 1.0 kg / 15 s “ PIN strength ” test. Since this product interface is confirmed as two solder pads for soldering lead wires—not plug-in pins—that pin-strength test is not transferred as an acceptance criterion. A lead-wire solder-joint pull/strength requirement must be defined separately if required.
原始资料另列有 1.0 kg / 15 s 的“ PIN 强度 ”测试。由于本产品已确认是两个可焊接引线的焊点，并非插接式插针，因此不将该 PIN 强度测试直接作为本型号验收标准。如需考核引线焊点强度，应另行定义焊接引线拉力/强度要求。

4. Post-test Acceptance / 测试后判定

Unless otherwise specified, allow at least 4 hours recovery before performance testing. Change in SPL shall be within ±3 dB.
除另有说明外，性能测试前恢复时间至少 4 小时；声压级变化应在 ±3 dB 以内。

5. Polarity & Appearance / 极性与外观

When positive DC current is applied to the voice-coil terminal marked “ + ”, the diaphragm shall move forward. Appearance shall be free from defects affecting normal operation, including damage, cracks, rust or distortion.
对标记为“ + ”的音圈端子施加正向直流电流时，振膜应向前运动。外观不得存在影响正常工作的损伤、裂纹、锈蚀或变形。

6. Terminal Interface / 端子接口

Two solder pads / 两个焊点。 The product has two solder points/pads for directly soldering lead wires. They are solderable electrical connection points, not plug-in pins and not pre-attached lead wires. Lead wires may be soldered to the two pads according to the polarity markings (+/ −) on the product/mechanical drawing.
本产品具有两个焊接点/焊盘，可直接焊接引线。它们是可焊接的电气连接点，不是插接式插针，也不代表产品已预焊引线。引线可按产品/机械图上的正负极（+/ − ）标识焊接到两个焊点。

The exact solder-pad geometry, pad dimensions and soldering process shall follow the released mechanical/production drawing. No pad dimensions or wire gauge are specified here unless separately approved.
焊点具体形状、尺寸及焊接工艺以正式发布的机械/生产图纸为准。本规格书不擅自补充焊点尺寸或引线线规，除非另行批准。

7. Frequency Response Curve / 频率响应曲线

Test condition / 测试条件：2.83 Vrms / 10 cm / in 1 cc box

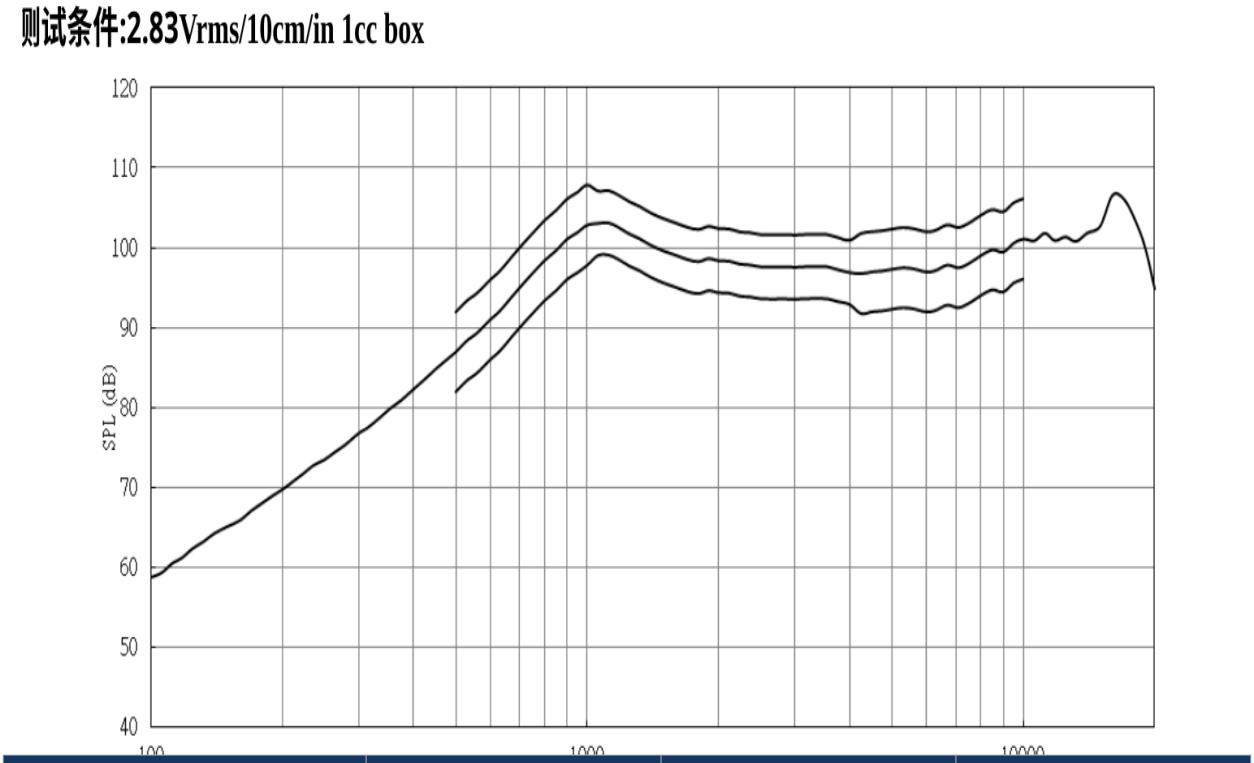

Frequency range / 频率范围	500 – 1000 Hz	1060 – 4000 Hz	4250 – 10000 Hz
Tolerance / 公差	±5 dB	±4 dB	±5 dB

Original source curve reproduced without redrawing or smoothing.
原始曲线按源文件保留，未重新绘制或平滑。

8. Impedance Response Curve / 阻抗曲线

Test condition / 测试条件：2.83 V

测试条件:2.83v

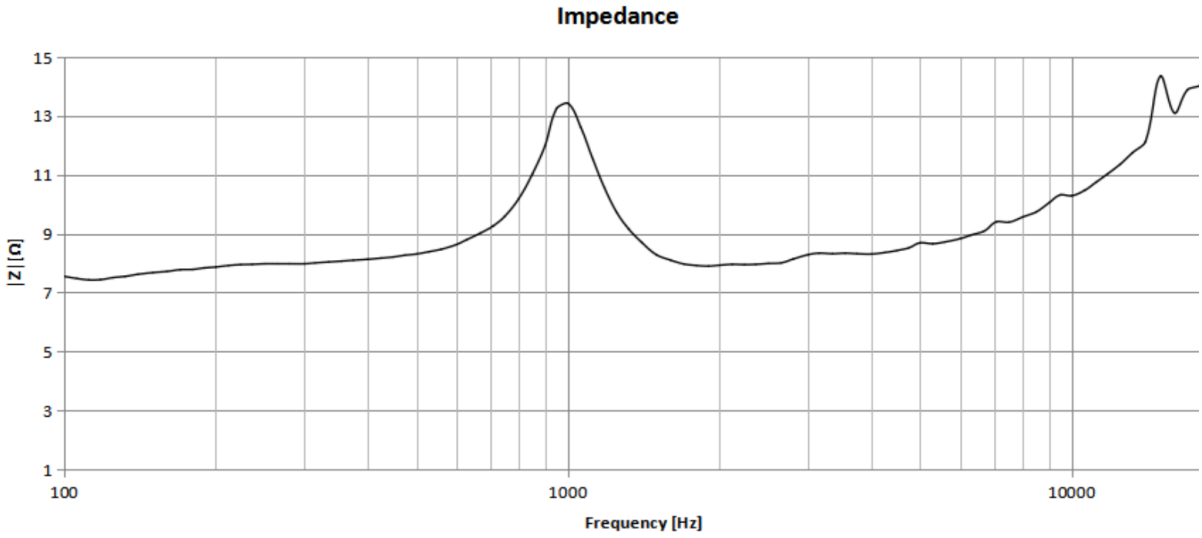

Original source curve reproduced without redrawing or smoothing.
原始曲线按源文件保留，未重新绘制或平滑。

9. Mechanical Dimensions / 机械尺寸

Overall dimensions / 外形尺寸：13 × 18 × 4.5t mm; unit: mm

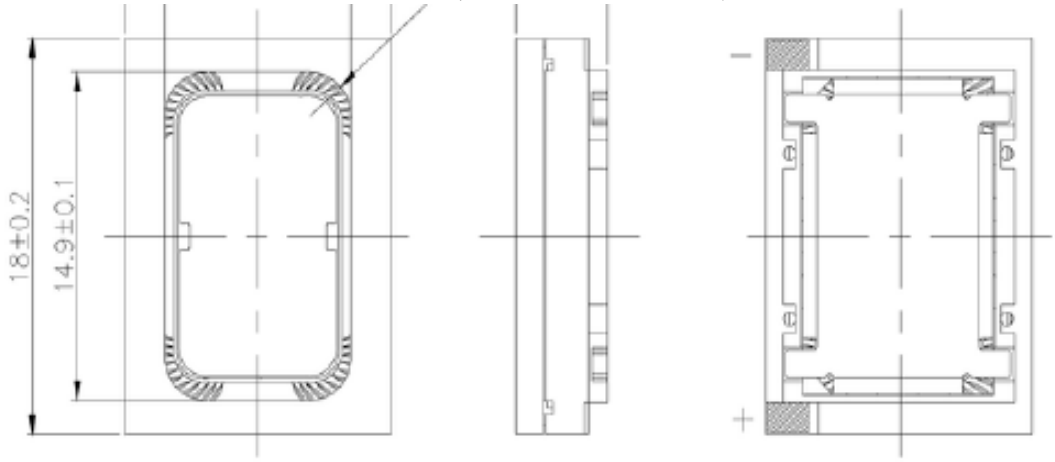

Drawing reproduced from the source document. Dimensions and tolerances are retained as shown.
机械图按源文件引用，尺寸及公差按图面保留。

10. Bill of Materials / 材料清单

Part No.	Part name / 零件名称	Qty. / 数量	Material / 材料
1	Frame / 框架	1	PPA
2	Yoke / U铁	1	SPCC
3	Diaphragm / 振膜	1	PEEK
4	Voice coil / 音圈	1	Copper wire / 铜线
5	Plate / 华司	1	SPCC
6	Magnet / 磁铁	1	NdFeB
7	Front cover / 前盖	1	PPA
8	Solder pads / 焊点/焊接端子	2	SUS (source BOM)

The source BOM identifies two SUS connection pieces as “ PIN ×2 ”. Based on the user's explicit product-structure confirmation, this specification describes the interface function as two solder points for lead-wire soldering, not plug-in pins. The material entry SUS is retained from the source BOM; the precise pad construction should be checked against the approved production drawing.
源 BOM 将两个 SUS 连接件记为“ PIN ×2 ”。根据用户对实物结构的明确确认，本规格书将其接口功能定义为两个可焊接引线的焊点，而非插接式插针。SUS 材料信息沿用源 BOM；焊点具体结构仍应以批准的生产图纸为准。

11. Packing / 包装

Packing method: According to customer requirements.
包装方式：按客户要求执行。

12. Document Control / 文件控制

Field / 项目	Value / 内容
Model / 型号	JC-SPK1318-PF01-8R1W
Document No. / 文件编号	JC-SPK1318-PF01-8R1W-SPEC-A0
Revision / 版本	A0
Issue date / 发行日期	2026-11-01
Product interface / 产品接口	Two solder pads for lead-wire soldering / 两个可焊接引线的焊点
Configuration / 产品配置	Bare speaker unit; no integrated BOX enclosure / 裸单体，不含一体式 BOX 腔体